

Cyprus



Statistical Country Profile



Edition 06/2022

Publication date: 08 Juni 2022

Contact us:

www.destatis.de/contact

Phone: +49 611 75 2405

© Federal Statistical Office of Germany (Destatis), 2022

Reproduction and distribution, also of parts, are permitted, provided that the source is mentioned.

Contents

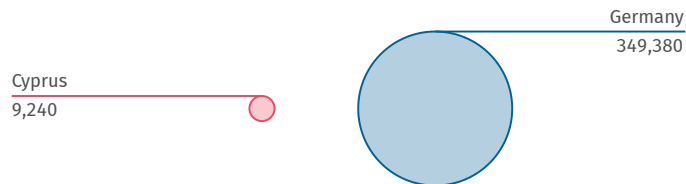
General information	3
Economy and finance	3
Population	5
Health	6
Education	6
Labour force	6
Living conditions	8
Production	8
Agriculture and forestry	8
Foreign trade	9
Transport	11
Environment and energy	11
Science, research, technology	12
Sources	12



General information

Capital city Nicosia	Official language Greek, Turkish	Currency Euro
--------------------------------	--	-------------------------

Land area in relation to Germany
km²



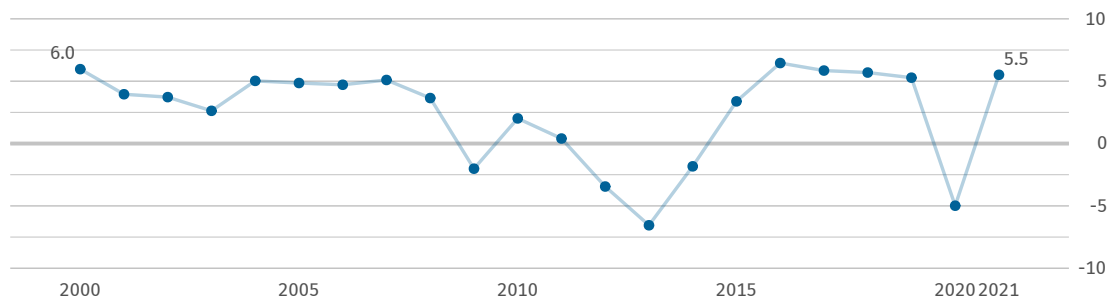
Source: WB-WDI



Economy and finance

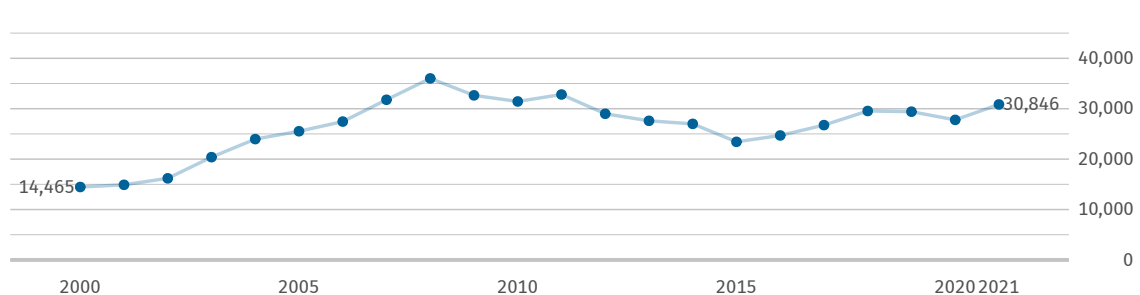
Gross domestic product (GDP), total bn US\$ 28 (2021) Source: IMF-WEO	GDP, real change % since 2000 +61 (2021) Source: IMF-WEO*	GDP per capita US\$ 30,846 (2021) Source: IMF-WEO	GDP per capita internat. US\$ 45,034 (2021) Source: IMF-WEO
---	---	---	---

Gross domestic product, real change
% on previous year



Source: IMF-WEO

Gross domestic product per capita
US\$



Source: IMF-WEO

Inflation rate
(change of consumer
price index)
% on previous year

+2.4
(2021)

Source: IMF-IFS

General government
gross debt

% of GDP
103.9
(2021)

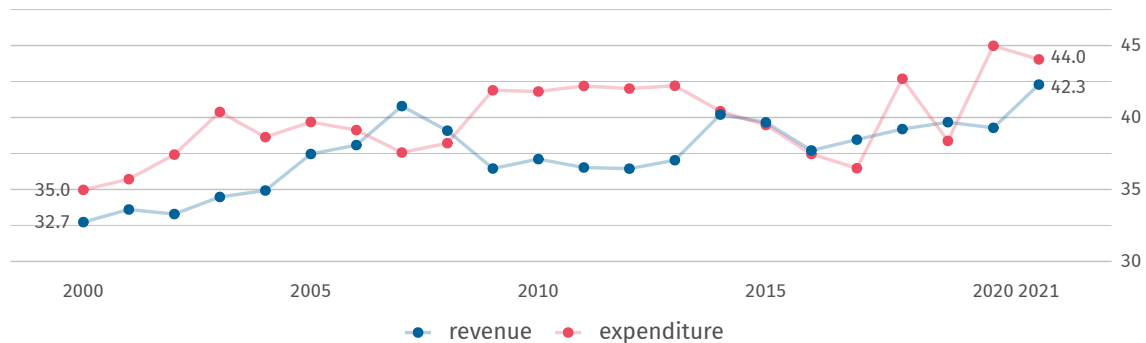
Source: IMF-WEO

General government
net lending / borrowing

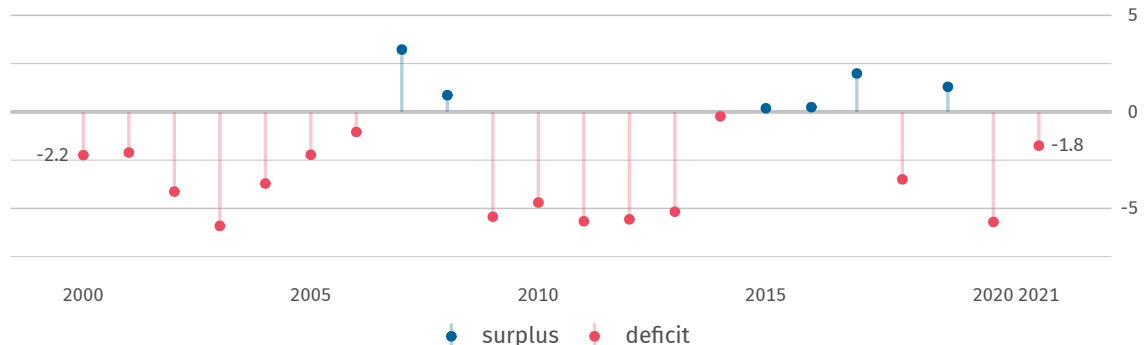
% of GDP
-1.8
(2021)

Source: IMF-WEO

General government revenue and expenditure % of GDP



General government net lending / borrowing % of GDP



Foreign direct
investment (FDI):
inward stocks

bn US\$
481
(2020)

Source: UNCTAD

Foreign direct
investment (FDI):
outward stocks

bn US\$
492
(2020)

Source: UNCTAD

Foreign direct
investment (FDI):
net flow, inward

bn US\$
-4
(2020)

Source: UNCTAD

Foreign direct
investment (FDI):
net flow, outward

bn US\$
-6
(2020)

Source: UNCTAD

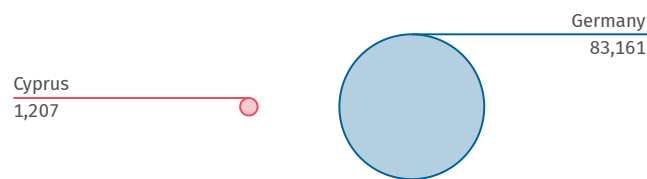


Population

Population total 1,000 1,207 (2020) Source: WB-WDI	Population density inhabitants per km² 131 (2020) Source: WB-WDI	Life expectancy at birth (women) years 83.2 (2020) Source: WB-WDI	Life expectancy at birth (men) years 79.1 (2020) Source: WB-WDI
--	--	---	---

Population in relation to Germany 2020

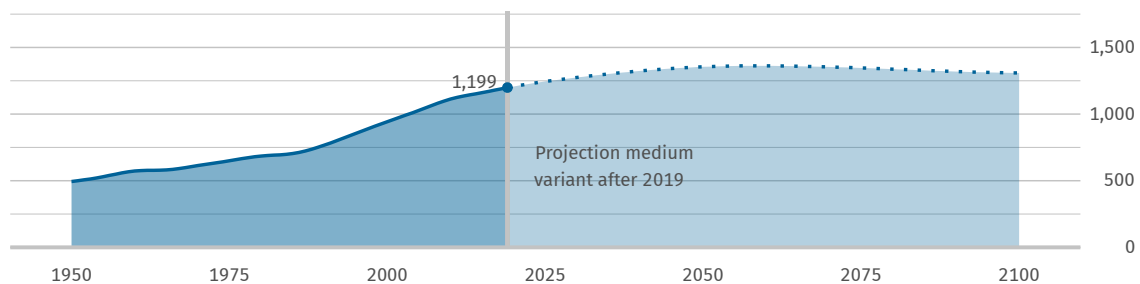
1,000



Source: WB-WDI

Population

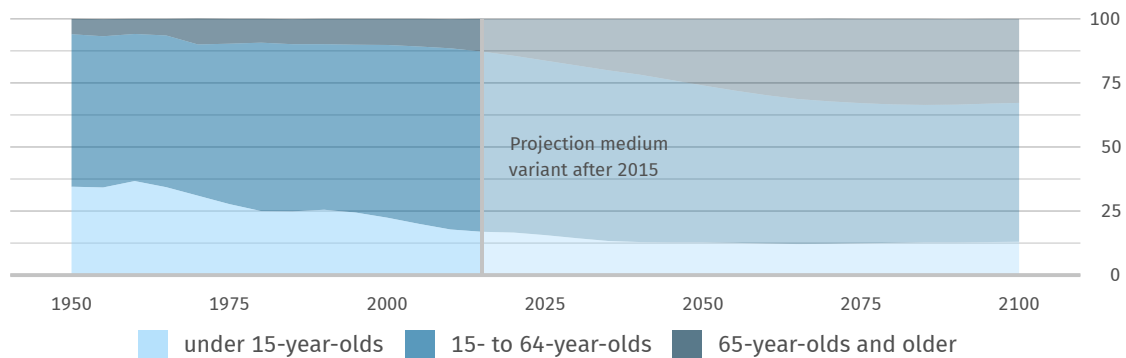
1,000



Source: UN-POP

Population by age group

proportion, %



Source: UN-POP



Health

Practising physicians per 1,000 inhabitants 3.1 (2019) Source: WHO	Hospital beds per 1,000 inhabitants 3.4 (2017) Source: WHO	Prevalence of raised blood pressure % 19.8 (2015) Source: WHO	Prevalence of obesity (BMI >= 30) % 21.8 (2016) Source: WHO
--	--	---	--



Education

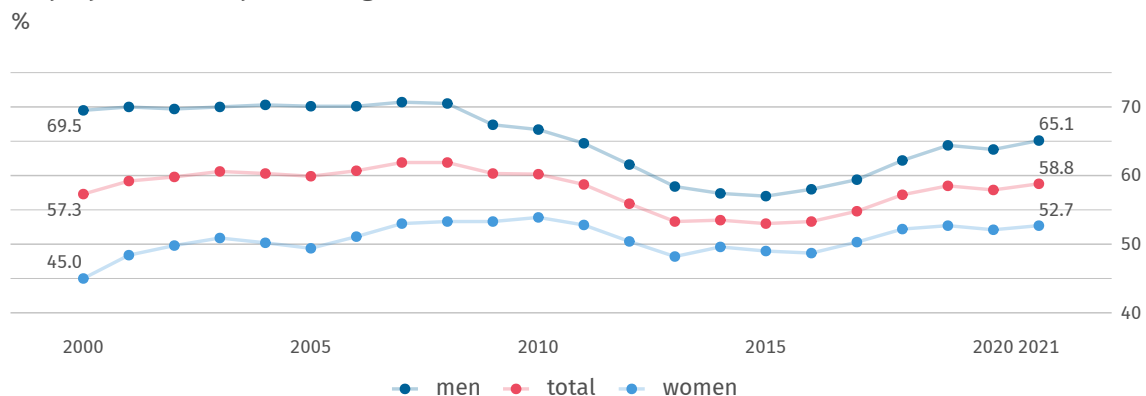
Government expenditure on education % of GDP 5.8 (2017) Source: UNESCO	Pupil-teacher ratio (primary education) number 12.0 (2017) Source: UNESCO	Pupil-teacher ratio (secondary education) number 8.3 (2017) Source: UNESCO	Students (tertiary education) per 100,000 inhabitants 3,966 (2018) Source: UNESCO*
--	---	--	--



Labour force

Employment rate (persons aged 15+) % 58.8 (2021) Source: ILOSTAT	Labour force (persons aged 15+) 1,000 636 (2021) Source: ILOSTAT	Labour force participation rate (persons aged 15+) % 62.7 (2021) Source: ILOSTAT	Self-employment (persons aged 15+) % 12.1 (2021) Source: ILOSTAT
--	--	--	--

Employment rate (persons aged 15+)



Employment and gross value added by sector 2020

%

Employment



Gross value added



■ agriculture, forestry, fisheries ■ industry ■ services ■ not specified

Source employment: ILOSTAT
Source gross value added: WB-WDI

Unemployment rate (persons aged 15+)

%

6.1

(2021)

Source: ILOSTAT

Unemployment rate (persons aged 15 to 24)

%

11.8

(2021)

Source: ILOSTAT

Long-term unemployment rate (persons aged 15+)

% of unemployed persons

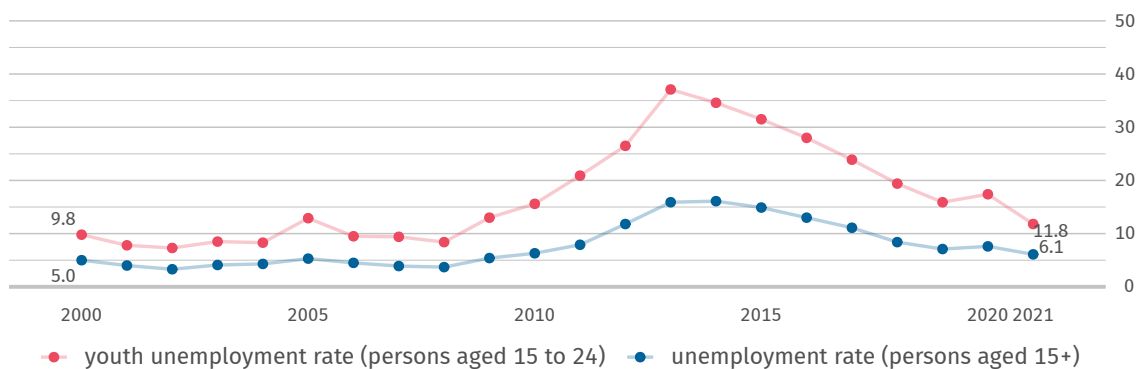
34.2

(2021)

Source: ILOSTAT

Unemployment rate and youth unemployment rate

%



● youth unemployment rate (persons aged 15 to 24) ● unemployment rate (persons aged 15+)

Source: ILOSTAT



Living conditions

Human Development Index (HDI)

value (0 low to 1 high)

0.887

(2019)

Source: UNDP

Human Development Index (HDI)

rank (of 188 countries)

33

(2019)

Source: UNDP

Income distribution: Gini coefficient

value (0 to 100; 0=equal distribution)

31.2

(2019)

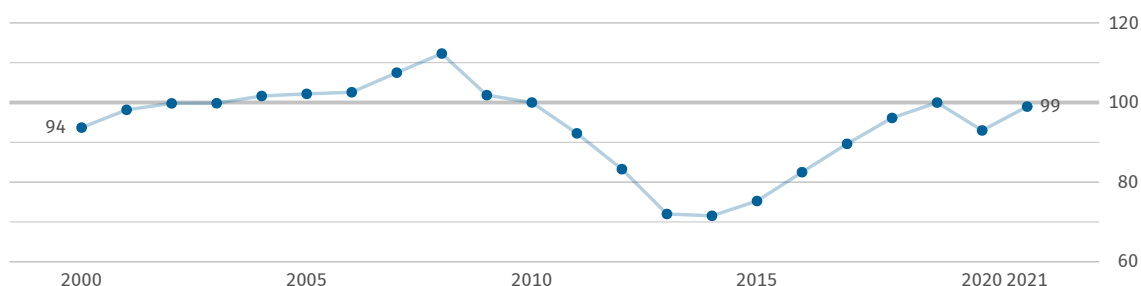
Source: WB-WDI



Production

Index of industrial production

2010=100



Source: IMF-IFS



Agriculture and forestry

Change of agricultural production

% since 2000

-24

(2020)

Source: FAO*

Agricultural land

% of land area

13.5

(2019)

Source: FAO*

Forest area

% of land area

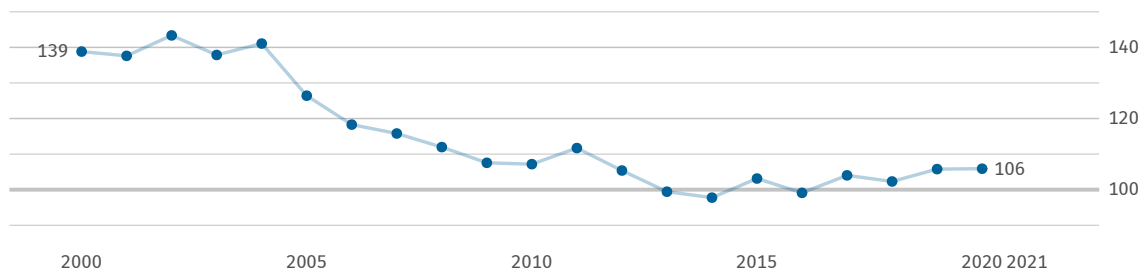
18.7

(2019)

Source: FAO*

Index of agricultural production

2014 to 2016 = 100



Source: FAO



Foreign trade

Export of goods

bn US\$

3.887

(2021)

Source: UN Comtrade

Import of goods

bn US\$

10.089

(2021)

Source: UN Comtrade

Trade balance, goods

bn US\$

-6.202

(2021)

Source: UN Comtrade*

Export and import of goods

bn US\$



Source: UN Comtrade

Foreign trade balance

bn US\$



Source: UN Comtrade

Goods exported to Germany

mn US\$

115

(2021)

Source: UN Comtrade

Goods exported to Germany

% of all goods exported

3.0

(2021)

Source: UN Comtrade*

Goods imported from Germany

mn US\$

623

(2021)

Source: UN Comtrade

Goods imported from Germany

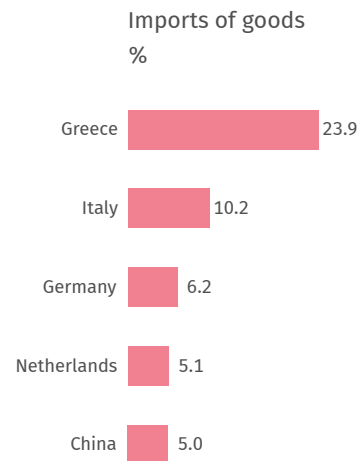
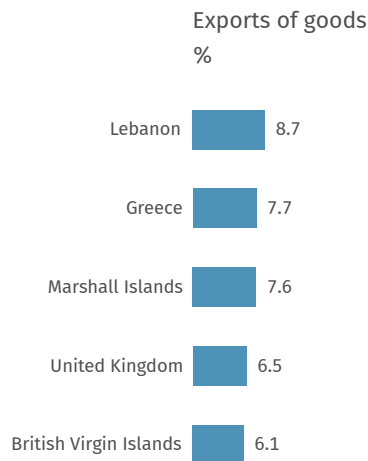
% of all goods imported

6.2

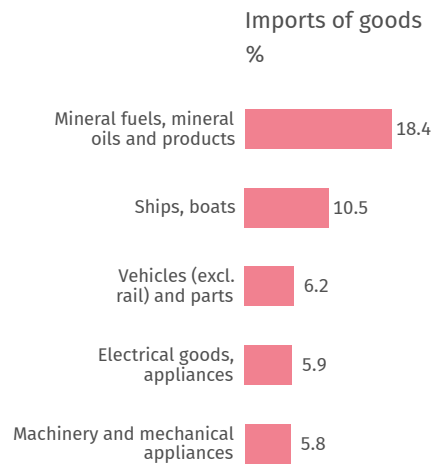
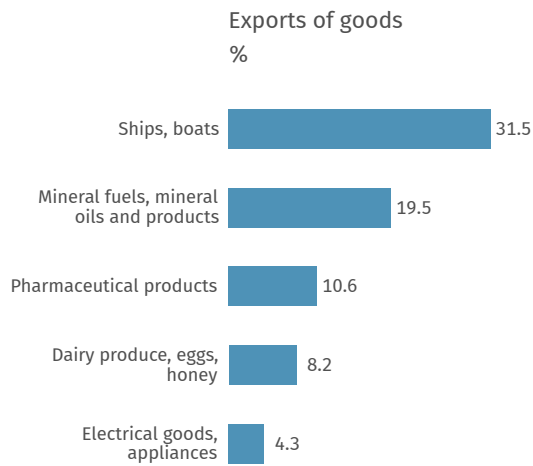
(2021)

Source: UN Comtrade*

Main trading partners 2021



Main commodities traded 2021



Source: UN Comtrade*

Classification of commodities: Harmonized Commodity Description and Coding Systems (HS2).



Transport

Passenger cars
per 1,000 inhabitants

420

(2015)

Source: OICA*

Total rail network
km per 1 mn inhabitants

No data

Source: WB-WDI*

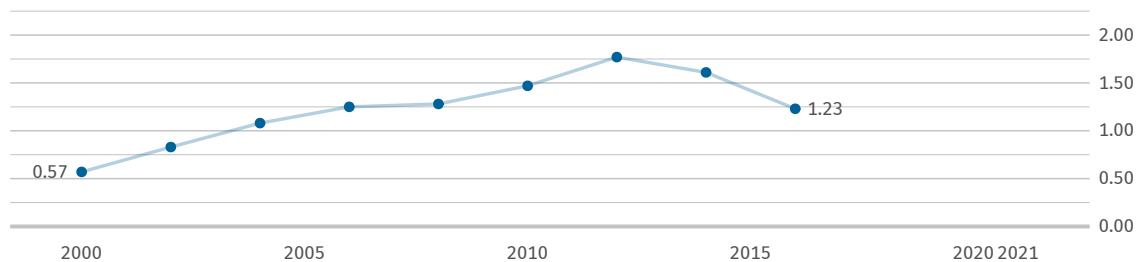
Air transport
per 1,000 inhabitants

87

(2020)

Source: WB-WDI*

Gasoline price at the pump
US\$ per litre



Data collection conducted every two years.
Source: WB-WDI



Environment and energy

Carbon dioxide
emissions
tonnes per capita

5.2

(2020)

Source: EDGAR

Total primary
energy supply
kg oil equivalent per capita

1,712

(2014)

Source: WB-WDI

Gross electricity
consumption
kWh per capita

3,625

(2014)

Source: WB-WDI

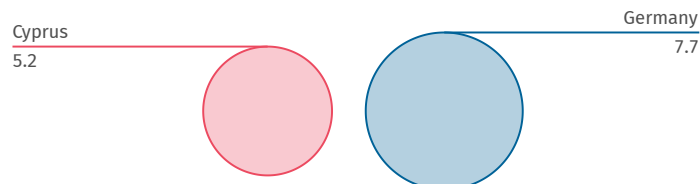
Renewable
energy
% of total final energy
consumption

12.1

(2018)

Source: WB-WDI

Carbon dioxide emissions in relation to Germany 2020
tonnes per capita



Source: EDGAR



Science, research, technology

Gross domestic
expenditure on R&D

% of GDP

0.5

(2018)

Source: UNESCO

Researchers

per 1 mn inhabitants

1,256

(2018)

Source: UNESCO

Resident patent
applications

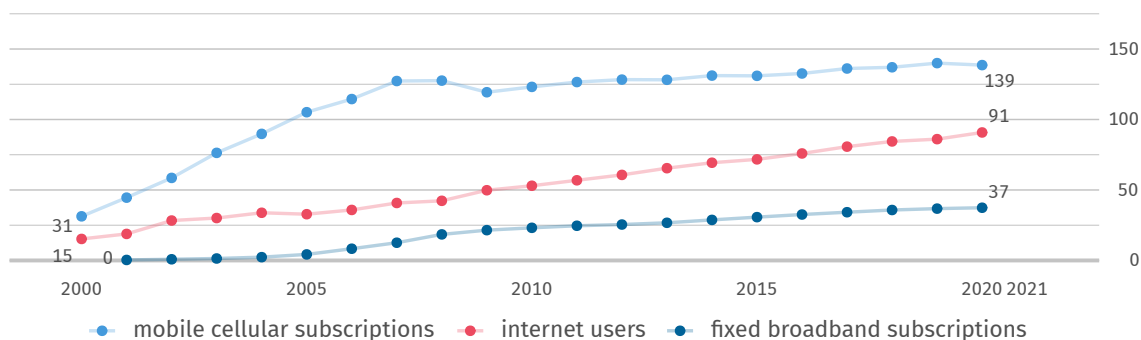
per 1 mn inhabitants

43

(2019)

Source: WIPO

Dissemination of modern communication technology
per 100 inhabitants



Source: ITU



Sources

EDGAR	Emissions Database for Global Atmospheric Research, European Commission
FAO	United Nations, Food and Agricultural Organization
ILOSTAT	International Labour Organization, ILOSTAT - Database
IMF-IFS	International Monetary Fund, International Financial Statistics
IMF-WEO	International Monetary Fund, World Economic Outlook
ITU	United Nations, International Telecommunication Union
OICA	International Organization of Motor Vehicle Manufacturers
UN Comtrade	United Nations, Comtrade Database
UNCTAD	United Nations, Conference on Trade and Development
UNDP	United Nations Development Programme
UNESCO	United Nations, Educational, Scientific and Cultural Organization
UNPOP	United Nations, Population Division
WB-WDI	World Bank, World Development Indicators
WHO	World Health Organization, Global Health Observatory
WIPO	World Intellectual Property Organization

* Own calculations based on the original data source.

More international data and statistical country profiles on all other UN Member States:

www.destatis.de/international_en